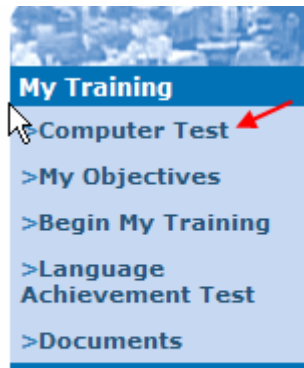
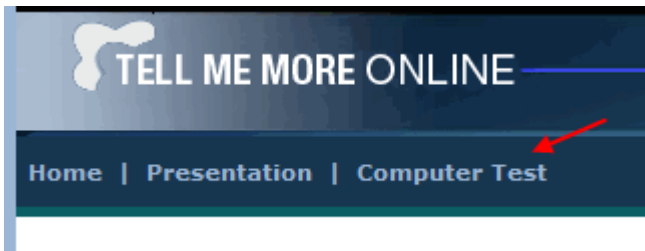
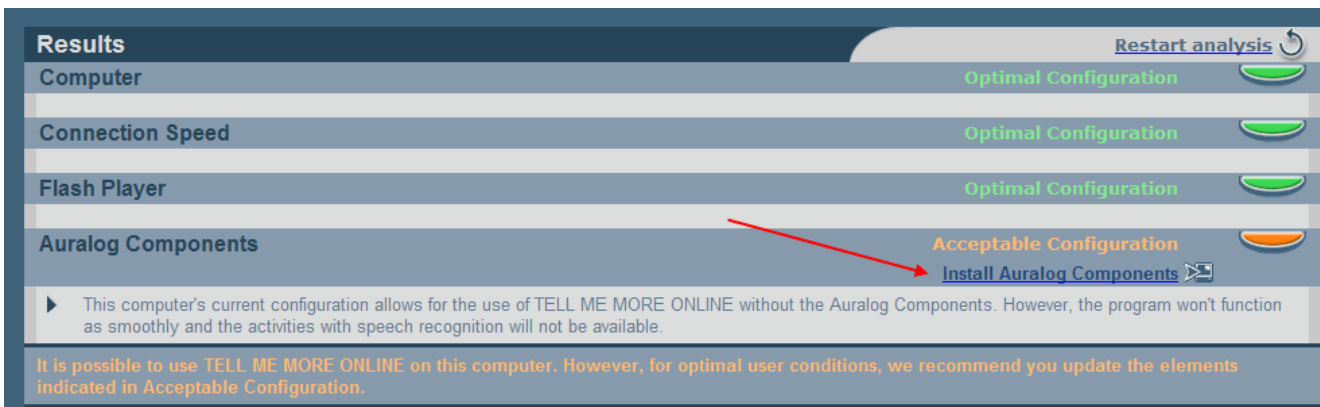


Running the Computer Test

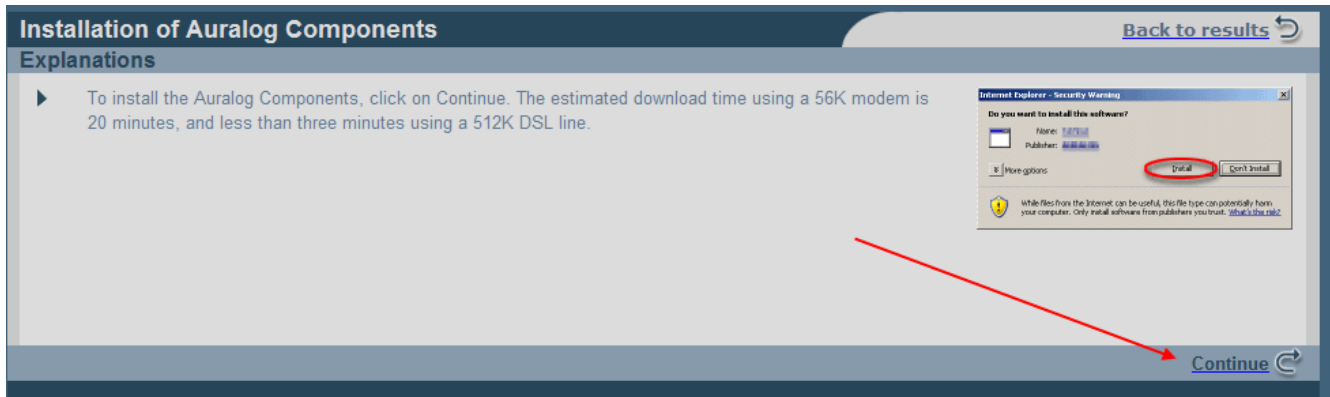
1. After you login for the first time you should run the TELL ME MORE computer test. You can run the computer test from either the top navigation bar or the My Training sidebar on the right. Make sure your pop-up blockers are disable or allow pop-ups from this site.



2. The first time you run the computer test it will check to see if your computer has the minimum requirements to run the program. It will also check your connection speed and look for an acceptable version of the flash player. The last section of the results checks for the *Auralog Components*. This is the software that will allow you to use the speech recognition portion of the program. At this point you can continue (without speech recognition) or click on *Install Auralog Components*.



3. If everything works correctly, on the next screen click *Continue*.



4. The install process will run. It should take a few minutes depending upon your connection speed. After it is installed the computer test will run again. If everything works correctly the final screen will show that components are installed correctly.



5. If you have problems, please first check the InfoSoup web site <http://info.infosoup.org/tellmemore/> under common problems or use the Contact Us section to let us know how we can help.